



SUPPORT CLASS RESULTS

AUSTRALIAN SUPERBIKE CHAMPIONSHIP

Date: 22/02/19
 Event: P05
 Weather: Cloudy - Temp: 17.7C
 Track: Dry - Temp: 22.5C

Free Practice 2

Started at: 09:30:00
 Laps: 15 Min
 Starters: 37
 Printed at: 12:56

CLASSIFICATION

Pos	No	Name	Machine	Fastest Lap	On Lap	Behind Prev	Behind Leader	Top Speed
1	28	Aiden WAGNER (QLD)	Yamaha YZF-R1	1:32.320	9 of 9			299
2	21	Josh WATERS (VIC) / Team Suzuki Ecstar / Rideline Road Bike Shop	Suzuki GSX-R	1:32.659	5 of 8	.339	.339	300
3	47	Wayne MAXWELL (VIC) / Team Suzuki Ecstar / Rideline Roadside Shop	Suzuki GSX-R	1:32.788	5 of 9	.129	.468	294
4	1	Troy HERFOSS (QLD) / Penrite Honda Racing / Elite Roads / Pirelli	Honda CBR-RR SP	1:32.970	2 of 8	.182	.650	295
5	65	Cru HALLIDAY (VIC) / Yamaha Racing Team	Yamaha YZF-R1M	1:33.089	4 of 10	.119	.769	303
6	67	Bryan STARING (WA) / Kawasaki / BC Performance	Kawasaki ZX10R	1:33.261	2 of 9	.172	.941	300
7	46	Michael JONES (QLD) / K & R Hydraulics / Race Dynamics	Kawasaki ZX10R	1:33.323	3 of 8	.062	1.003	300
8	14	Glenn ALLERTON (NSW) / Next Gen Motorsports / Maxima BMW Racing	BMW S RR	1:33.513	4 of 8	.190	1.193	301
9	25	Daniel FALZON (SA) / Yamaha Racing Team	Yamaha YZF-R1M	1:33.610	4 of 7	.097	1.290	293
10	29	Ted COLLINS (VIC) / Next GEN Motorsports / Maxima BMW Racing	BMW S RR	1:33.863	5 of 9	.253	1.543	293
11	12	Matt WALTERS (NSW) / Kawasaki Aust / Repol / Pirelli / Rovers	Kawasaki ZX10R	1:33.942	8 of 8	.079	1.622	293
12	30	Mark CHIODO (VIC) / Penrite Honda Racing / Elite Roads / Pirelli	Honda CBR-RR	1:34.180	4 of 8	.238	1.860	292
13	32	Troy BAYLISS (QLD) / Desmosport Ducati	Ducati Panigale FE	1:34.243	2 of 4	.063	1.923	292
14	61	Arthur SISIS (SA) / Powerfone / SA Demolition / Hoey Racing	Suzuki GSX-R	1:34.577	8 of 8	.334	2.257	290
15	8	Alex PHILLIS (VIC) / Team Suzuki Ecstar	Suzuki GSX-R	1:34.630	4 of 9	.053	2.310	297
16	92	Damon REES (NZ) / Tony Rees Motorcycles	Honda CBR-RR	1:34.894	4 of 7	.264	2.574	289
17	22	Lachlan EPIS (NSW) / Kawasaki BC Performance	Kawasaki ZX10R	1:35.332	4 of 8	.438	3.012	301
18	41	Max CROKER (NSW) / Mladin Racing / Suzuki / Yoshimura AGV Sport / Galfer	Suzuki GSX-R	1:35.555	7 of 8	.223	3.235	290
19	33	Sloan FROST (NZ) / FILTA NZ / Black Ink / Darby Capital / Next Gen M-sports	Suzuki GSX-R	1:35.801	4 of 6	.246	3.481	290
20	168	Glenn SCOTT (NSW) / GSR Kawasaki	Kawasaki ZX10R	1:36.039	6 of 9	.238	3.719	299
21	11	Philip CZAJ (VIC) / Eco light Up / 11Motosport / Liqui Moly / SC Project	Aprilia RSV4	1:37.934	5 of 7	1.895	5.614	283
22	13	David BARKER (SA)	Kawasaki ZX10R	1:38.533	5 of 9	.599	6.213	282
23	98	Evan BYLES (SA) / SA Motorcycles / Kawasaki	Kawasaki ZX10R	1:38.909	9 of 9	.376	6.589	280
24	24	Matt TOOLEY (VIC) / Phillip Island Ride Days	Yamaha YZF-R1	1:39.160	4 of 9	.251	6.840	276
25	44	William DAVIDSON (NSW) / WD Racing Suspension Specialist	Yamaha YZF-R1	1:39.221	4 of 7	.061	6.901	283

Scott Laing
 Chief Time Keeper - Scott Laing

Tom Williams
 Clerk of Course - Tom Williams



Computime Race Timing Systems Pty Ltd © 1996
 Licensed to Computime Race Timing Systems

COMPUTIME RACE TIMING SYSTEMS PTY LTD
www.computime.com.au

E-mail: scott@computime.com.au / Ph: 0418 17 13 17





SUPPORT CLASS RESULTS

AUSTRALIAN SUPERBIKE CHAMPIONSHIP

Date: 22/02/19
 Event: P05
 Weather: Cloudy - Temp: 17.7C
 Track: Dry - Temp: 22.5C

Free Practice 2


Started at: 09:30:00
 Laps: 15 Min
 Starters: 37
 Printed at: 12:56

CLASSIFICATION

Pos	No	Name	Machine	Fastest Lap	On Lap	Behind Prev	Behind Leader	Top Speed
26	62	Brendan McINTYRE (NSW) / Western Motorcycles Sydney	Suzuki GSX-R	1:39.294	4 of 8	.073	6.974	283
27	23	Heath GRIFFIN (NSW) / Russell Symes & Company / Raceart Designs	Suzuki GSX-R	1:39.323	7 of 7	.029	7.003	280
28	91	Simon BARBACETTO (NSW)	Yamaha YZF-R1	1:39.854	4 of 7	.531	7.534	283
29	85	Aleksander SAVIN (VIC) / I.D.C Painting Service & Castrol Racing Australia	BMW S RR	1:40.167	2 of 5	.313	7.847	278
30	55	Brian HOUGHTON (QLD) / Conshift / K1 Racing / Castrol	Honda CBR-RR	1:40.174	8 of 9	.007	7.854	271
31	63	Dominic DE LEON (NSW) / AT1 Racing	Kawasaki ZX10R	1:42.767	3 of 8	2.593	10.447	277
32	76	Paul VAN DER HEIDEN (SA) / Moto Adelaide	BMW S RR	1:42.779	8 of 8	.012	10.459	279
33	37	Hamish McMURRAY (NSW) / Six ways from Sunday	Kawasaki ZX10R	1:43.808	7 of 9	1.029	11.488	264
34	686	Tracey DAVIES (VIC) / Girl Rider / JK Personnel	Ducati Panigale	1:46.205	8 of 9	2.397	13.885	253
35	82	Ryan YANKO (QLD) / Force 8 Contracting / Moto National Accessories	Ducati 1299	1:49.269	1 of 1	3.064	16.949	273
36	40	Stephen COX (SA)	Kawasaki ZX10R	1:50.001	8 of 8	.732	17.681	258
37	94	Patrick LI (VIC) / MotoGo / Kstaichi	Yamaha YZF-R1	.000	0 of 1			

Current best lap for SBK class - 1:32.274 by Wayne MAXWELL (VIC) on a Suzuki GSX-R set on 05/10/13


 Chief Time Keeper - Scott Laing


 Clerk of Course - Tom Williams



Computime Race Timing Systems Pty Ltd © 1996
 Licensed to Computime Race Timing Systems

COMPUTIME RACE TIMING SYSTEMS PTY LTD
www.computime.com.au

E-mail: scott@computime.com.au / Ph: 0418 17 13 17





SUPPORT CLASS RESULTS

AUSTRALIAN SUPERBIKE CHAMPIONSHIP

Free Practice 2

Date: 22/02/19
 Event: P05
 Weather: Cloudy - Temp: 17.7C
 Track: Dry - Temp: 22.5C

Started at: 09:30:00
 Laps: 15 Min
 Starters: 37
 Printed at: 12:56

LAP TIMES

No	Name	Lap 1	Lap 2	Lap 3	Lap 4	Lap 5	Lap 6	Lap 7	Lap 8	Lap 9	Lap 10
1	Troy HERFOSS (QLD)	1:44.298	1:32.970	1:34.403	1:33.356	3:52.111	1:41.331	1:39.271	1:37.176		
8	Alex PHILLIS (VIC)	1:47.524	1:34.786	1:34.961	1:34.630	1:35.134	3:14.032	1:44.159	1:34.824	1:35.431	
11	Philip CZAJ (VIC)	1:47.284	1:38.396	1:39.317	1:38.307	1:37.934	1:38.551	1:38.451			
12	Matt WALTERS (NSW)	2:20.545	1:42.231	1:34.698	1:35.017	2:47.354	1:42.185	1:34.286	1:33.942		
13	David BARKER (SA)	1:48.361	1:39.343	1:39.165	1:38.675	1:38.533	1:39.656	1:39.028	1:38.942	1:39.468	
14	Glenn ALLERTON (NSW)	1:43.835	1:35.179	1:34.635	1:33.513	3:29.581	1:53.448	1:35.007	1:34.434		
21	Josh WATERS (VIC)	1:45.999	1:33.813	1:33.294	1:35.000	1:32.659	1:33.098	4:20.516	1:40.835		
22	Lachlan EPIS (NSW)	1:42.017	1:35.995	1:36.093	1:35.332	3:42.263	1:48.065	1:39.272	1:37.289		
23	Heath GRIFFIN (NSW)	1:54.890	1:43.036	1:40.918	1:40.549	1:40.964	1:43.853	1:39.323			
24	Matt TOOLEY (VIC)	1:50.281	1:41.052	1:41.396	1:39.160	1:40.779	1:40.372	1:39.437	1:56.080	1:39.236	
25	Daniel FALZON (SA)	1:44.815	1:34.520	1:33.887	1:33.610	1:56.851	1:33.678	1:33.935			
28	Aiden WAGNER (QLD)	1:40.703	1:34.377	1:33.095	2:51.874	1:37.386	1:32.450	1:32.923	1:33.261	1:32.320	
29	Ted COLLINS (VIC)	1:42.469	1:34.037	1:33.865	1:34.847	1:33.863	3:14.661	1:41.281	1:35.091	1:34.438	
30	Mark CHIODO (VIC)	1:47.129	1:34.898	1:34.421	1:34.180	4:15.092	1:45.708	1:35.070	1:34.229		
32	Troy BAYLISS (QLD)	1:45.433	1:34.243	3:28.789	1:43.129						
33	Sloan FROST (NZ)	1:49.373	1:39.735	1:37.202	1:35.801	1:36.245	1:36.300				
37	Hamish McMURRAY (NSW)	1:52.908	1:44.962	1:44.565	1:44.345	1:44.544	1:43.942	1:43.808	1:45.562	1:44.073	
40	Stephen COX (SA)	1:56.439	1:50.499	3:11.211	1:54.881	1:51.300	1:51.812	1:50.469	1:50.001		
41	Max CROKER (NSW)	1:47.629	1:36.415	1:37.330	1:35.665	1:35.759	1:35.623	1:35.555	3:19.372		
44	William DAVIDSON (NSW)	1:48.351	1:41.235	1:39.282	1:39.221	1:45.009	1:44.507	2:43.983			
46	Michael JONES (QLD)	1:41.237	1:33.551	1:33.323	1:34.200	1:35.829	3:32.231	1:41.460	1:33.884		
47	Wayne MAXWELL (VIC)	1:43.838	1:33.601	1:34.261	1:33.232	1:32.788	3:28.556	1:38.346	1:33.747	1:32.950	
55	Brian HOUGHTON (QLD)	1:50.704	1:41.280	1:42.248	1:41.330	1:42.321	1:40.904	1:41.923	1:40.174	1:48.608	
61	Arthur SISIS (SA)	1:46.854	1:36.308	1:34.812	4:23.891	1:53.378	1:37.018	1:34.891	1:34.577		
62	Brendan McINTYRE (NSW)	1:52.267	1:40.548	1:42.336	1:39.294	1:43.054	1:40.875	1:40.963	1:40.452		
63	Dominic DE LEON (NSW)	1:55.529	1:42.926	1:42.767	1:43.446	1:43.780	3:33.679	1:48.413	1:43.422		
65	Cru HALLIDAY (VIC)	1:43.693	1:34.066	1:35.034	1:33.089	1:35.642	1:33.635	1:40.706	1:50.732	1:34.840	1:39.488
67	Bryan STARING (WA)	1:40.854	1:33.261	1:33.445	1:39.418	1:35.047	1:33.409	2:36.516	1:42.014	1:33.878	
76	Paul VAN DER HEIDEN (SA)	1:57.399	1:44.661	1:44.562	1:44.680	1:44.776	3:09.483	1:52.578	1:42.779		
82	Ryan YANKO (QLD)	1:49.269									
85	Aleksander SAVIN (VIC)	1:51.416	1:40.167	1:59.647	1:42.035	5:08.202					
91	Simon BARBACETTO (NSW)	1:48.948	1:41.759	1:41.695	1:39.854	1:40.816	1:41.285	1:40.488			
92	Damon REES (NZ)	1:47.698	1:38.688	1:36.308	1:34.894	1:35.333	1:47.753	1:35.418			
94	Patrick LI (VIC)	5:55.931									
98	Evan BYLES (SA)	1:51.435	1:42.026	1:41.244	1:40.672	1:39.312	1:39.602	1:39.068	1:38.932	1:38.909	
168	Glenn SCOTT (NSW)	1:48.397	1:36.823	1:37.286	1:36.358	1:37.042	1:36.039	1:36.353	2:51.793	1:48.407	
686	Tracey DAVIES (VIC)	2:05.472	1:51.077	1:49.138	1:47.184	1:48.692	1:48.247	1:46.253	1:46.205	1:46.697	

Scott Laing
 Chief Time Keeper - Scott Laing

Tom Williams
 Clerk of Course - Tom Williams



Computime Race Timing Systems Pty Ltd © 1996
 Licensed to Computime Race Timing Systems

COMPUTIME RACE TIMING SYSTEMS PTY LTD
www.computime.com.au

E-mail: scott@computime.com.au / Ph: 0418 17 13 17





SUPPORT CLASS RESULTS

AUSTRALIAN SUPERBIKE CHAMPIONSHIP

Date: 22/02/19
 Event: P05
 Weather: Cloudy - Temp: 17.7C
 Track: Dry - Temp: 22.5C

Free Practice 2

Started at: 09:30:00
 Laps: 15 Min
 Starters: 37
 Printed at: 12:56

SPLIT TIMES

Lap	Split 1	Split 2	Split 3	Split 4	Lap Time	Spd	Lap	Split 1	Split 2	Split 3	Split 4	Lap Time	Spd
1 Troy HERFOSS (QLD) (4th)							6	30.152	27.804	18.048	26.181	1:42.185 P	
1	29.927	28.343	18.583	27.445	1:44.298 P		7	<u>22.381</u>	27.749	18.002	<u>26.154</u>	1:34.286	291
2	<u>22.273</u>	<u>26.934</u>	17.779	25.984	<u>1:32.970</u>	295	8	22.472	<u>27.232</u>	<u>17.956</u>	26.282	<u>1:33.942</u>	287
3	23.057	27.595	17.809	<u>25.942</u>	1:34.403	278	13 David BARKER (SA) (22th)						
4	22.322	27.303	<u>17.628</u>	26.103	1:33.356	294	1	29.200	30.692	20.243	28.226	1:48.361 P	
5	24.406	28.406	18.039	2:41.260	3:52.111	294	2	23.916	28.919	18.905	27.603	1:39.343	279
6	27.401	27.927	18.399	27.604	1:41.331 P		3	23.859	28.936	18.969	<u>27.401</u>	1:39.165	272
7	23.684	30.032	18.947	26.608	1:39.271	291	4	<u>23.565</u>	28.730	18.849	27.531	1:38.675	280
8	22.620	29.072	18.647	26.837	1:37.176	290	5	23.669	<u>28.641</u>	<u>18.747</u>	27.476	<u>1:38.533</u>	282
8 Alex PHILLIS (VIC) (15th)							6	23.648	29.633	18.852	27.523	1:39.656	278
1	31.538	29.669	18.875	27.442	1:47.524 P		7	23.707	28.794	18.966	27.561	1:39.028	279
2	22.740	<u>27.327</u>	18.159	26.560	1:34.786	292	8	23.610	28.846	18.926	27.560	1:38.942	278
3	22.588	27.814	<u>18.036</u>	26.523	1:34.961	291	9	24.003	28.939	18.879	27.647	1:39.468	272
4	22.506	27.409	18.179	26.536	<u>1:34.630</u>	297	14 Glenn ALLERTON (NSW) (8th)						
5	<u>22.481</u>	27.455	18.438	26.760	1:35.134	297	1	30.227	28.661	18.364	26.583	1:43.835 P	
6	23.285	30.259	19.105	2:01.383	3:14.032	290	2	22.672	28.193	18.092	26.222	1:35.179	290
7	31.152	28.595	18.058	<u>26.354</u>	1:44.159 P		3	22.775	27.619	18.061	26.180	1:34.635	296
8	22.585	27.481	18.297	26.461	1:34.824	293	4	<u>22.460</u>	<u>27.143</u>	<u>17.830</u>	<u>26.080</u>	<u>1:33.513</u>	299
9	23.069	27.361	18.230	26.771	1:35.431	290	5	22.863	31.460	22.609	2:12.649	3:29.581	301
11 Philip CZAJ (VIC) (21th)							6	32.178	32.688	19.360	29.222	1:53.448 P	
1	30.616	29.965	19.275	27.428	1:47.284 P		7	22.908	27.407	18.164	26.528	1:35.007	291
2	23.649	<u>28.338</u>	<u>18.428</u>	27.981	1:38.396	283	8	22.577	27.331	18.106	26.420	1:34.434	288
3	<u>23.267</u>	28.659	19.417	27.974	1:39.317	280	21 Josh WATERS (VIC) (2nd)						
4	23.528	28.409	18.541	27.829	1:38.307	278	1	31.268	29.631	18.534	26.566	1:45.999 P	
5	23.422	28.452	18.612	27.448	<u>1:37.934</u>	277	2	22.628	27.261	17.935	25.989	1:33.813	296
6	23.619	28.727	18.776	27.429	1:38.551	276	3	22.282	27.134	17.783	26.095	1:33.294	297
7	23.720	28.706	18.649	<u>27.376</u>	1:38.451	277	4	22.806	27.491	18.205	26.498	1:35.000	300
12 Matt WALTERS (NSW) (11th)							5	<u>22.128</u>	<u>26.904</u>	<u>17.746</u>	<u>25.881</u>	<u>1:32.659</u>	298
1	31.987	29.438	18.544	1:00.576	2:20.545 P		6	22.186	27.057	17.792	26.063	1:33.098	296
2	29.332	27.898	18.331	26.670	1:42.231 P		7	23.944	32.910	22.070	3:01.592	4:20.516	293
3	22.701	27.522	18.086	26.389	1:34.698	292	8	27.792	27.778	18.222	27.043	1:40.835 P	
4	22.902	27.283	18.028	26.804	1:35.017	293	22 Lachlan EPIS (NSW) (17th)						
5	22.648	28.226	18.632	1:37.848	2:47.354	293							

Scott Laing
 Chief Time Keeper - Scott Laing


Tom Williams
 Clerk of Course - Tom Williams



Computime Race Timing Systems Pty Ltd © 1996
 Licensed to Computime Race Timing Systems

COMPUTIME RACE TIMING SYSTEMS PTY LTD
www.computime.com.au

E-mail: scott@computime.com.au / Ph: 0418 17 13 17





SUPPORT CLASS RESULTS

AUSTRALIAN SUPERBIKE CHAMPIONSHIP

Free Practice 2

Date: 22/02/19
 Event: P05
 Weather: Cloudy - Temp: 17.7C
 Track: Dry - Temp: 22.5C

Started at: 09:30:00
 Laps: 15 Min
 Starters: 37
 Printed at: 12:56

SPLIT TIMES

Lap	Split 1	Split 2	Split 3	Split 4	Lap Time	Spd	Lap	Split 1	Split 2	Split 3	Split 4	Lap Time	Spd
1	28.612	28.379	18.302	26.724	1:42.017 P		7	22.244	26.921	18.409	26.361	1:33.935	289
2	23.279	27.680	18.218	26.818	1:35.995	293							
3	23.090	27.766	18.626	26.611	1:36.093	293	28 Aiden WAGNER (QLD) (1st)						
4	22.789	27.566	18.218	26.759	1:35.332	301	1	28.374	28.048	17.903	26.378	1:40.703 P	
5	23.191	39.059	18.340	2:21.673	3:42.263	298	2	22.380	28.054	17.781	26.162	1:34.377	293
6	30.598	30.720	19.128	27.619	1:48.065 P		3	22.039	27.217	17.801	26.038	1:33.095	297
7	23.028	28.595	19.087	28.562	1:39.272	298	4	23.934	28.414	17.966	1:41.560	2:51.874	299
8	23.051	28.128	18.802	27.308	1:37.289	295	5	26.235	27.444	17.740	25.967	1:37.386 P	
							6	22.044	26.932	17.437	26.037	1:32.450	293
23 Heath GRIFFIN (NSW) (27th)							7	22.079	27.099	17.686	26.059	1:32.923	296
1	32.320	32.432	20.753	29.385	1:54.890 P		8	22.252	27.171	17.545	26.293	1:33.261	293
2	25.074	30.176	19.660	28.126	1:43.036	258	9	22.050	26.669	17.450	26.151	1:32.320	296
3	24.442	29.470	19.295	27.711	1:40.918	261							
4	24.056	29.385	19.239	27.869	1:40.549	280	29 Ted COLLINS (VIC) (10th)						
5	23.976	29.246	19.441	28.301	1:40.964	278	1	29.529	28.333	18.244	26.363	1:42.469 P	
6	24.983	30.436	19.818	28.616	1:43.853	258	2	22.543	27.486	17.998	26.010	1:34.037	293
7	23.763	29.021	18.978	27.561	1:39.323	276	3	22.485	27.314	17.930	26.136	1:33.865	291
							4	23.068	27.488	18.086	26.205	1:34.847	282
24 Matt TOOLEY (VIC) (24th)							5	22.738	27.062	17.830	26.233	1:33.863	290
1	30.311	31.296	19.925	28.749	1:50.281 P		6	25.665	30.212	18.650	2:00.134	3:14.661	282
2	24.549	29.313	19.124	28.066	1:41.052	271	7	28.261	28.281	18.199	26.540	1:41.281 P	
3	23.869	29.995	19.592	27.940	1:41.396	274	8	22.896	27.678	18.101	26.416	1:35.091	289
4	23.939	28.767	18.888	27.566	1:39.160	273	9	22.654	27.305	18.056	26.423	1:34.438	290
5	24.031	29.542	19.287	27.919	1:40.779	276							
6	23.973	29.095	18.889	28.415	1:40.372	270	30 Mark CHIDO (VIC) (12th)						
7	24.191	28.837	18.703	27.706	1:39.437	270	1	31.166	29.772	18.757	27.434	1:47.129 P	
8	25.579	43.688	18.942	27.871	1:56.080	273	2	23.316	27.380	17.890	26.312	1:34.898	290
9	23.923	28.708	18.825	27.780	1:39.236	267	3	22.445	27.258	17.831	26.887	1:34.421	292
							4	22.420	27.210	17.948	26.602	1:34.180	289
25 Daniel FALZON (SA) (9th)							5	22.560	27.616	19.180	3:05.736	4:15.092	289
1	28.972	29.314	19.315	27.214	1:44.815 P		6	29.553	30.432	18.746	26.977	1:45.708 P	
2	22.655	27.514	18.005	26.346	1:34.520	286	7	22.627	27.526	18.451	26.466	1:35.070	287
3	22.358	27.023	17.826	26.680	1:33.887	287	8	22.540	27.085	18.211	26.393	1:34.229	285
4	22.578	26.943	17.873	26.216	1:33.610	293							
5	22.285	39.884	25.275	29.407	1:56.851	290	32 Troy BAYLISS (QLD) (13th)						
6	22.494	27.006	18.098	26.080	1:33.678	286	1	31.665	28.640	18.345	26.783	1:45.433 P	

Scott Laing
 Chief Time Keeper - Scott Laing

Tom Williams
 Clerk of Course - Tom Williams



COMPUTIME RACE TIMING SYSTEMS PTY LTD
www.computime.com.au

E-mail: scott@computime.com.au / Ph: 0418 17 13 17



Computime Race Timing Systems Pty Ltd © 1996
 Licensed to Computime Race Timing Systems



SUPPORT CLASS RESULTS

AUSTRALIAN SUPERBIKE CHAMPIONSHIP

Date: 22/02/19
 Event: P05
 Weather: Cloudy - Temp: 17.7C
 Track: Dry - Temp: 22.5C

Free Practice 2

Started at: 09:30:00
 Laps: 15 Min
 Starters: 37
 Printed at: 12:56

SPLIT TIMES

Lap	Split 1	Split 2	Split 3	Split 4	Lap Time	Spd	Lap	Split 1	Split 2	Split 3	Split 4	Lap Time	Spd
2	<u>22.493</u>	<u>27.078</u>	<u>17.966</u>	<u>26.706</u>	<u>1:34.243</u>	292	3	23.287	28.437	18.666	26.940	1:37.330	290
3	24.544	29.559	18.784	2:15.902	3:28.789	290	4	22.964	<u>27.531</u>	<u>18.372</u>	26.798	1:35.665	290
4	29.833	27.915	18.461	26.920	1:43.129 P		5	22.941	27.765	18.484	26.569	1:35.759	290
							6	23.068	27.582	18.411	<u>26.562</u>	1:35.623	288
33 Sloan FROST (NZ) (19th)							7	<u>22.910</u>	27.546	18.422	26.677	<u>1:35.555</u>	288
1	32.490	29.967	19.173	27.743	1:49.373 P		8	24.918	33.814	19.311	2:01.329	3:19.372	289
2	24.375	29.067	19.134	27.159	1:39.735	283							
3	23.807	28.286	<u>18.351</u>	26.758	1:37.202	289	44 William DAVIDSON (NSW) (25th)						
4	<u>22.883</u>	<u>27.759</u>	18.403	<u>26.756</u>	<u>1:35.801</u>	290	1	30.825	29.590	20.074	27.862	1:48.351 P	
5	23.015	27.970	18.371	26.889	1:36.245	290	2	24.348	28.946	19.046	28.895	1:41.235	279
6	22.987	28.081	18.453	26.779	1:36.300	287	3	23.991	<u>28.678</u>	19.040	<u>27.573</u>	1:39.282	278
							4	<u>23.836</u>	28.699	<u>19.039</u>	27.647	<u>1:39.221</u>	278
37 Hamish McMURRAY (NSW) (33th)							5	24.198	32.288	19.589	28.934	1:45.009	283
1	32.836	31.114	20.192	28.766	1:52.908 P		6	24.210	31.261	19.576	29.460	1:44.507	273
2	25.255	30.635	20.438	28.634	1:44.962	259	7	23.866	29.518	19.386	1:31.213	2:43.983	281
3	25.169	30.480	20.188	28.728	1:44.565	260							
4	25.221	30.511	20.131	28.482	1:44.345	257	46 Michael JONES (QLD) (7th)						
5	25.187	30.577	20.065	28.715	1:44.544	264	1	28.692	28.163	18.189	26.193	1:41.237 P	
6	<u>25.093</u>	30.702	<u>19.807</u>	<u>28.340</u>	1:43.942	258	2	22.424	<u>26.939</u>	17.987	26.201	1:33.551	293
7	25.177	30.151	20.137	28.343	<u>1:43.808</u>	255	3	22.357	27.164	<u>17.744</u>	<u>26.058</u>	<u>1:33.323</u>	295
8	25.302	31.501	19.878	28.881	1:45.562	255	4	22.333	27.293	18.426	26.148	1:34.200	300
9	25.169	<u>30.095</u>	20.161	28.648	1:44.073	263	5	<u>22.283</u>	28.626	18.392	26.528	1:35.829	298
							6	22.431	28.503	18.902	2:22.395	3:32.231	293
40 Stephen COX (SA) (36th)							7	28.316	28.020	18.556	26.568	1:41.460 P	
1	32.191	32.887	21.475	<u>29.886</u>	1:56.439 P		8	22.476	27.036	18.011	26.361	1:33.884	293
2	26.813	32.150	21.059	30.477	1:50.499	239							
3	26.892	32.564	21.257	1:50.498	3:11.211	241	47 Wayne MAXWELL (VIC) (3rd)						
4	32.095	32.090	<u>20.666</u>	30.030	1:54.881 P		1	31.347	27.905	18.284	26.302	1:43.838 P	
5	26.639	33.026	21.224	30.411	1:51.300	239	2	22.403	27.360	17.782	26.056	1:33.601	293
6	26.847	32.529	21.538	30.898	1:51.812	250	3	23.053	27.524	17.841	<u>25.843</u>	1:34.261	294
7	27.325	<u>31.671</u>	21.425	30.048	1:50.469	250	4	22.405	27.183	17.758	25.886	1:33.232	293
8	<u>26.575</u>	31.883	21.001	30.542	<u>1:50.001</u>	258	5	22.382	<u>26.761</u>	<u>17.735</u>	25.910	<u>1:32.788</u>	293
							6	23.633	28.366	18.174	2:18.383	3:28.556	293
41 Max CROKER (NSW) (18th)							7	26.726	27.537	18.021	26.062	1:38.346 P	
1	29.468	30.693	19.750	27.718	1:47.629 P		8	<u>22.176</u>	27.291	17.994	26.286	1:33.747	291
2	23.220	27.909	18.564	26.722	1:36.415	287	9	22.288	26.932	17.763	25.967	1:32.950	289

Scott Laing
 Chief Time Keeper - Scott Laing


Tom Williams
 Clerk of Course - Tom Williams



Computime Race Timing Systems Pty Ltd © 1996
 Licensed to Computime Race Timing Systems

COMPUTIME RACE TIMING SYSTEMS PTY LTD
www.computime.com.au

E-mail: scott@computime.com.au / Ph: 0418 17 13 17





SUPPORT CLASS RESULTS

AUSTRALIAN SUPERBIKE CHAMPIONSHIP

Free Practice 2

Date: 22/02/19
 Event: P05
 Weather: Cloudy - Temp: 17.7C
 Track: Dry - Temp: 22.5C

Started at: 09:30:00
 Laps: 15 Min
 Starters: 37
 Printed at: 12:56

SPLIT TIMES

Lap	Split 1	Split 2	Split 3	Split 4	Lap Time	Spd	Lap	Split 1	Split 2	Split 3	Split 4	Lap Time	Spd
55 Brian HOUGHTON (QLD) (30th)							5	24.662	30.431	19.799	28.888	1:43.780	267
1	32.474	30.167	19.683	28.380	1:50.704 P		6	25.082	30.420	19.772	2:18.405	3:33.679	277
2	24.436	29.406	19.254	28.184	1:41.280	271	7	28.447	31.360	20.014	28.592	1:48.413 P	
3	24.630	29.826	19.547	28.245	1:42.248	262	8	24.798	30.194	19.872	28.558	1:43.422	276
4	24.457	29.387	19.379	28.107	1:41.330	267							
5	24.710	30.152	19.482	27.977	1:42.321	252	65 Cru HALLIDAY (VIC) (5th)						
6	24.155	29.554	19.325	27.870	1:40.904	265	1	31.041	28.012	18.316	26.324	1:43.693 P	
7	24.614	29.574	19.429	28.306	1:41.923	265	2	22.570	27.441	17.735	26.320	1:34.066	303
8	24.024	29.085	19.178	27.887	1:40.174	270	3	23.396	27.555	18.144	25.939	1:35.034	287
9	25.907	30.396	19.950	32.355	1:48.608	252	4	22.189	27.169	17.735	25.996	1:33.089	297
							5	23.545	27.576	18.065	26.456	1:35.642	300
							6	22.657	27.176	17.812	25.990	1:33.635	291
61 Arthur SISIS (SA) (14th)							7	22.831	30.674	19.586	27.615	1:40.706	299
1	31.526	29.111	18.809	27.408	1:46.854 P		8	23.328	29.864	28.209	29.331	1:50.732	293
2	23.316	28.181	18.352	26.459	1:36.308	280	9	22.370	27.412	18.629	26.429	1:34.840	293
3	22.812	27.433	18.107	26.460	1:34.812	289	10	22.807	27.071	19.994	29.616	1:39.488	294
4	22.793	27.717	18.507	3:14.874	4:23.891	290							
5	31.118	30.917	23.782	27.561	1:53.378 P		67 Bryan STARING (WA) (6th)						
6	23.750	28.346	18.407	26.515	1:37.018	290	1	28.345	28.361	18.016	26.132	1:40.854 P	
7	22.899	27.472	18.038	26.482	1:34.891	288	2	22.299	27.004	17.821	26.137	1:33.261	296
8	22.783	27.259	17.993	26.542	1:34.577	287	3	22.378	27.068	17.914	26.085	1:33.445	293
							4	24.815	30.788	17.792	26.023	1:39.418	252
62 Brendan McINTYRE (NSW) (26th)							5	22.841	28.008	18.036	26.162	1:35.047	300
1	32.098	31.083	20.448	28.638	1:52.267 P		6	22.428	27.197	17.727	26.057	1:33.409	289
2	24.064	29.343	19.271	27.870	1:40.548	282	7	22.764	30.393	18.591	1:24.768	2:36.516	294
3	24.556	29.574	19.637	28.569	1:42.336	278	8	29.331	27.899	18.449	26.335	1:42.014 P	
4	23.765	28.698	19.258	27.573	1:39.294	283	9	22.572	27.113	17.915	26.278	1:33.878	293
5	24.048	30.503	19.737	28.766	1:43.054	283	76 Paul VAN DER HEIDEN (SA) (32th)						
6	24.339	29.119	19.466	27.951	1:40.875	278	1	34.392	32.157	21.080	29.770	1:57.399 P	
7	24.568	28.928	19.344	28.123	1:40.963	275	2	24.996	30.802	20.010	28.853	1:44.661	276
8	24.003	29.125	19.511	27.813	1:40.452	277	3	24.535	31.103	19.948	28.976	1:44.562	278
63 Dominic DE LEON (NSW) (31th)							4	24.996	30.723	19.992	28.969	1:44.680	270
1	34.646	31.527	20.424	28.932	1:55.529 P		5	24.789	30.965	20.310	28.712	1:44.776	279
2	24.726	29.865	19.789	28.546	1:42.926	258	6	24.972	31.178	20.549	1:52.784	3:09.483	278
3	24.395	30.108	19.711	28.553	1:42.767	275	7	31.096	30.857	20.476	30.149	1:52.578 P	
4	24.458	30.279	19.829	28.880	1:43.446	276							

Scott Laing
 Chief Time Keeper - Scott Laing

Tom Williams
 Clerk of Course - Tom Williams




Computime Race Timing Systems Pty Ltd © 1996
 Licensed to Computime Race Timing Systems

COMPUTIME RACE TIMING SYSTEMS PTY LTD
www.computime.com.au

E-mail: scott@computime.com.au / Ph: 0418 17 13 17





SUPPORT CLASS RESULTS

AUSTRALIAN SUPERBIKE CHAMPIONSHIP

Date: 22/02/19
 Event: P05
 Weather: Cloudy - Temp: 17.7C
 Track: Dry - Temp: 22.5C

Free Practice 2

Started at: 09:30:00
 Laps: 15 Min
 Starters: 37
 Printed at: 12:56

SPLIT TIMES

Lap	Split 1	Split 2	Split 3	Split 4	Lap Time	Spd	Lap	Split 1	Split 2	Split 3	Split 4	Lap Time	Spd
8	24.543	30.021	19.858	28.357	1:42.779	270	1	32.822	30.315	19.933	28.365	1:51.435 P	
							2	24.871	29.777	19.403	27.975	1:42.026	273
82 Ryan YANKO (QLD) (35th)							3	24.270	28.899	19.282	28.793	1:41.244	277
1	32.180	30.217	19.082	27.790	1:49.269 P		4	24.272	29.138	19.269	27.993	1:40.672	268
							5	24.291	28.937	18.746	27.338	1:39.312	261
85 Aleksander SAVIN (VIC) (29th)							6	23.933	28.919	18.890	27.860	1:39.602	278
1	33.195	30.730	19.385	28.106	1:51.416 P		7	24.091	28.694	19.049	27.234	1:39.068	273
2	24.245	29.303	18.956	27.663	1:40.167	276	8	24.086	28.637	18.676	27.533	1:38.932	280
3	24.475	41.970	20.630	32.572	1:59.647	278	9	23.912	28.647	18.914	27.436	1:38.909	279
4	24.580	29.678	19.429	28.348	1:42.035	277							
5	25.089	36.154	23.196	34.3.763	5:08.202	260	168 Glenn SCOTT (NSW) (20th)						
							1	31.823	29.855	19.019	27.700	1:48.397 P	
91 Simon BARBACETTO (NSW) (28th)							2	23.194	28.354	18.396	26.879	1:36.823	292
1	29.395	31.238	19.845	28.470	1:48.948 P		3	23.140	28.746	18.381	27.019	1:37.286	286
2	24.607	30.021	19.276	27.855	1:41.759	267	4	23.077	27.974	18.420	26.887	1:36.358	299
3	23.846	29.961	19.729	28.159	1:41.695	283	5	23.022	28.730	18.389	26.901	1:37.042	298
4	23.677	29.392	18.999	27.786	1:39.854	282	6	22.967	27.954	18.237	26.881	1:36.039	296
5	23.861	29.993	19.065	27.897	1:40.816	283	7	22.806	28.193	18.311	27.043	1:36.353	295
6	24.590	29.928	19.170	27.597	1:41.285	281	8	23.029	28.110	18.684	1:41.970	2:51.793	297
7	23.973	29.547	19.236	27.732	1:40.488	283	9	33.933	28.652	18.623	27.199	1:48.407 P	
92 Damon REES (NZ) (16th)							686 Tracey DAVIES (VIC) (34th)						
1	31.392	29.747	19.306	27.253	1:47.698 P		1	35.650	35.827	22.590	31.405	2:05.472 P	
2	23.266	29.047	19.315	27.060	1:38.688	289	2	26.810	32.427	20.845	30.995	1:51.077	233
3	23.294	28.146	18.291	26.577	1:36.308	287	3	26.415	32.095	20.723	29.905	1:49.138	248
4	22.716	27.455	18.218	26.505	1:34.894	286	4	25.652	31.234	20.752	29.546	1:47.184	249
5	22.652	28.015	18.179	26.487	1:35.333	287	5	25.568	31.800	21.790	29.534	1:48.692	249
6	22.592	38.902	19.254	27.005	1:47.753	286	6	26.375	31.414	20.940	29.518	1:48.247	250
7	22.750	27.918	18.145	26.605	1:35.418	283	7	26.004	30.975	20.180	29.094	1:46.253	243
94 Patrick LI (VIC) (37th)							8	25.291	30.967	20.246	29.701	1:46.205	253
1	40.542	5:15.389			5:55.931 P		9	25.849	31.400	20.302	29.146	1:46.697	237
98 Evan BYLES (SA) (23th)													


Scott Laing
 Chief Time Keeper - Scott Laing

Tom Williams
 Clerk of Course - Tom Williams



Computime Race Timing Systems Pty Ltd © 1996
 Licensed to Computime Race Timing Systems
COMPUTIME RACE TIMING SYSTEMS PTY LTD
www.computime.com.au

E-mail: scott@computime.com.au / Ph: 0418 17 13 17





SUPPORT CLASS RESULTS

AUSTRALIAN SUPERBIKE CHAMPIONSHIP

Free Practice 2

Date: 22/02/19
 Event: P05
 Weather: Cloudy - Temp: 17.7C
 Track: Dry - Temp: 22.5C

Started at: 09:30:00
 Laps: 15 Min
 Starters: 37
 Printed at: 12:56

FASTEST LAPS SEQUENCE

Race Time	No	Name	Machine	Fastest Lap	On Lap
1:47.839	28	Aiden WAGNER (QLD)	Yamaha YZF-R1	1:40.703	1
3:21.754	67	Bryan STARING (WA)	Kawasaki ZX10R	1:33.261	2
3:26.009	1	Troy HERFOSS (QLD)	Honda CBR-RR SP	1:32.970	2
8:06.174	47	Wayne MAXWELL (VIC)	Suzuki GSX-R	1:32.788	5
8:09.692	21	Josh WATERS (VIC)	Suzuki GSX-R	1:32.659	5
10:57.021	28	Aiden WAGNER (QLD)	Yamaha YZF-R1	1:32.450	6
15:35.525	28	Aiden WAGNER (QLD)	Yamaha YZF-R1	1:32.320	9

Scott Laing
 Chief Time Keeper - Scott Laing


Tom Williams
 Clerk of Course - Tom Williams



Computime Race Timing Systems Pty Ltd © 1996
 Licensed to Computime Race Timing Systems

COMPUTIME RACE TIMING SYSTEMS PTY LTD
www.computime.com.au

E-mail: scott@computime.com.au / Ph: 0418 17 13 17





SUPPORT CLASS RESULTS

AUSTRALIAN SUPERBIKE CHAMPIONSHIP

Date: 22/02/19
Event: P05
Weather: Cloudy - Temp: 17.7C
Track: Dry - Temp: 22.5C

Free Practice 2

Started at: 09:30:00
Laps: 15 Min
Starters: 37
Printed at: 12:56

BEST PARTIAL TIMES

Pos	Split 1		Split 2		Split 3		Split 4		LAP		Ideal	Fastest
	Name	Time	Name	Time	Name	Time	Name	Time	Name	Time		
1	A. WAGNER	22.039	A. WAGNER	26.669	A. WAGNER	17.437	W. MAXWELL	25.843	A. WAGNER	1:32.112	1:32.320	
2	J. WATERS	22.128	W. MAXWELL	26.761	T. HERFOSS	17.628	J. WATERS	25.881	W. MAXWELL	1:32.515	1:32.788	
3	W. MAXWELL	22.176	J. WATERS	26.904	B. STARING	17.727	C. HALLIDAY	25.939	J. WATERS	1:32.659	1:32.659	
4	C. HALLIDAY	22.189	D. FALZON	26.921	W. MAXWELL	17.735	T. HERFOSS	25.942	T. HERFOSS	1:32.777	1:32.970	
5	T. BAYLISS	22.207	T. HERFOSS	26.934	C. HALLIDAY	17.735	A. WAGNER	25.967	C. HALLIDAY	1:32.934	1:33.089	
6	D. FALZON	22.244	M. JONES	26.939	M. JONES	17.744	T. COLLINS	26.010	M. JONES	1:33.024	1:33.323	
7	T. HERFOSS	22.273	B. STARING	27.004	J. WATERS	17.746	B. STARING	26.023	B. STARING	1:33.053	1:33.261	
8	M. JONES	22.283	T. COLLINS	27.062	D. FALZON	17.826	M. JONES	26.058	D. FALZON	1:33.071	1:33.610	
9	B. STARING	22.299	C. HALLIDAY	27.071	T. COLLINS	17.830	D. FALZON	26.080	T. COLLINS	1:33.387	1:33.863	
10	M. WALTERS	22.381	T. BAYLISS	27.078	G. ALLERTON	17.830	G. ALLERTON	26.080	G. ALLERTON	1:33.513	1:33.513	
11	M. CHiodo	22.420	M. CHiodo	27.085	M. CHiodo	17.831	M. WALTERS	26.154	M. CHiodo	1:33.648	1:34.180	
12	G. ALLERTON	22.460	G. ALLERTON	27.143	M. WALTERS	17.956	M. CHiodo	26.312	M. WALTERS	1:33.723	1:33.942	
13	A. PHILLIS	22.481	M. WALTERS	27.232	T. BAYLISS	17.966	A. PHILLIS	26.354	T. BAYLISS	1:33.957	1:34.243	
14	T. COLLINS	22.485	A. SISSIS	27.259	A. SISSIS	17.993	A. SISSIS	26.459	A. PHILLIS	1:34.198	1:34.630	
15	D. REES	22.592	A. PHILLIS	27.327	A. PHILLIS	18.036	D. REES	26.487	A. SISSIS	1:34.494	1:34.577	
16	A. SISSIS	22.783	D. REES	27.455	D. REES	18.145	M. CROKER	26.562	D. REES	1:34.679	1:34.894	
17	L. EPIS	22.789	M. CROKER	27.531	L. EPIS	18.218	L. EPIS	26.611	L. EPIS	1:35.184	1:35.332	
18	G. SCOTT	22.806	L. EPIS	27.566	G. SCOTT	18.237	T. BAYLISS	26.706	M. CROKER	1:35.375	1:35.555	
19	S. FROST	22.883	S. FROST	27.759	S. FROST	18.351	S. FROST	26.756	S. FROST	1:35.749	1:35.801	
20	M. CROKER	22.910	G. SCOTT	27.954	M. CROKER	18.372	G. SCOTT	26.879	G. SCOTT	1:35.876	1:36.039	
21	P. CZAJ	23.267	P. CZAJ	28.338	P. CZAJ	18.428	E. BYLES	27.234	P. CZAJ	1:37.409	1:37.934	
22	D. BARKER	23.565	E. BYLES	28.637	E. BYLES	18.676	P. CZAJ	27.376	D. BARKER	1:38.354	1:38.533	
23	S. BARBACETT	23.677	D. BARKER	28.641	M. TOOLEY	18.703	D. BARKER	27.401	E. BYLES	1:38.459	1:38.909	
24	H. GRIFFIN	23.763	W. DAVIDSON	28.678	D. BARKER	18.747	H. GRIFFIN	27.561	M. TOOLEY	1:38.846	1:39.160	
25	B. McINTYRE	23.765	B. McINTYRE	28.698	A. SAVIN	18.956	M. TOOLEY	27.566	W. DAVIDSON	1:39.126	1:39.221	
26	W. DAVIDSON	23.836	M. TOOLEY	28.708	H. GRIFFIN	18.978	W. DAVIDSON	27.573	B. McINTYRE	1:39.294	1:39.294	
27	M. TOOLEY	23.869	H. GRIFFIN	29.021	S. BARBACETT	18.999	B. McINTYRE	27.573	H. GRIFFIN	1:39.323	1:39.323	
28	E. BYLES	23.912	B. HOUGHTON	29.085	W. DAVIDSON	19.039	S. BARBACETT	27.597	S. BARBACETT	1:39.665	1:39.854	
29	B. HOUGHTON	24.024	R. YANKO	29.086	R. YANKO	19.082	A. SAVIN	27.663	B. HOUGHTON	1:40.157	1:40.174	
30	A. SAVIN	24.245	A. SAVIN	29.303	B. HOUGHTON	19.178	R. YANKO	27.790	A. SAVIN	1:40.167	1:40.167	
31	D. DE-LEON	24.395	S. BARBACETT	29.392	B. McINTYRE	19.258	B. HOUGHTON	27.870	R. YANKO	1:40.453	1:49.269	
32	R. YANKO	24.495	D. DE-LEON	29.865	D. DE-LEON	19.711	H. McMURRAY	28.340	D. DE-LEON	1:42.517	1:42.767	
33	P. VAN DER HE	24.535	P. VAN DER HE	30.021	H. McMURRAY	19.807	P. VAN DER HE	28.357	P. VAN DER HE	1:42.771	1:42.779	
34	H. McMURRAY	25.093	H. McMURRAY	30.095	P. VAN DER HE	19.858	D. DE-LEON	28.546	H. McMURRAY	1:43.335	1:43.808	
35	T. DAVIES	25.291	T. DAVIES	30.967	T. DAVIES	20.180	T. DAVIES	29.094	T. DAVIES	1:45.532	1:46.205	
36	S. COX	26.575	S. COX	31.671	S. COX	20.666	S. COX	29.886	S. COX	1:48.798	1:50.001	
37	P. LI	36.820					P. LI	5:15.38	P. LI			

Scott Laing
Chief Time Keeper - Scott Laing

Tom Williams
Clerk of Course - Tom Williams




Computime Race Timing Systems Pty Ltd © 1996
Licensed to Computime Race Timing Systems

COMPUTIME RACE TIMING SYSTEMS PTY LTD

www.computime.com.au

E-mail: scott@computime.com.au / Ph: 0418 17 13 17





SUPPORT CLASS RESULTS

AUSTRALIAN SUPERBIKE CHAMPIONSHIP

Combined Practice Sessions / Qualifying groups


MERGED CLASSIFICATION

Date: 22/02/19

Printed at: 12:56

Pos	No	Name	Class	Machine	Event P03	Event P05	Fastest Lap
1	28	Aiden WAGNER (QLD)	A	Yamaha YZF-R1	1:32.873	1:32.320	1:32.320
2	32	Troy BAYLISS (QLD) / Desmosport Ducati	A	Ducati Panigale FE	1:32.478	1:34.243	1:32.478
3	21	Josh WATERS (VIC) / Team Suzuki Ecstar / Rideline Road Bike Shop	A	Suzuki GSX-R	1:33.131	1:32.659	1:32.659
4	47	Wayne MAXWELL (VIC) / Team Suzuki Ecstar / Rideline Roadside Shop	A	Suzuki GSX-R	1:33.098	1:32.788	1:32.788
5	1	Troy HERFOSS (QLD) / Penrite Honda Racing / Elite Roads / Pirelli	A	Honda CBR-RR SP	1:34.491	1:32.970	1:32.970
6	65	Cru HALLIDAY (VIC) / Yamaha Racing Team	A	Yamaha YZF-R1M	1:33.360	1:33.089	1:33.089
7	67	Bryan STARING (WA) / Kawasaki / BC Performance	A	Kawasaki ZX10R	1:33.986	1:33.261	1:33.261
8	46	Michael JONES (QLD) / K & R Hydraulics / Race Dynamics	A	Kawasaki ZX10R	1:33.982	1:33.323	1:33.323
9	14	Glenn ALLERTON (NSW) / Next Gen Motorsports / Maxima BMW Racing	A	BMW S RR	1:34.137	1:33.513	1:33.513
10	25	Daniel FALZON (SA) / Yamaha Racing Team	A	Yamaha YZF-R1M	1:33.587	1:33.610	1:33.587
11	29	Ted COLLINS (VIC) / Next GEN Motorsports / Maxima BMW Racing	A	BMW S RR	1:35.075	1:33.863	1:33.863
12	12	Matt WALTERS (NSW) / Kawasaki Aust / Repol / Pirelli / Rovers	A	Kawasaki ZX10R	1:35.159	1:33.942	1:33.942
13	30	Mark CHIODO (VIC) / Penrite Honda Racing / Elite Roads / Pirelli	A	Honda CBR-RR	1:35.404	1:34.180	1:34.180
14	61	Arthur SISSIS (SA) / Powerfone / SA Demolition / Hoey Racing	A	Suzuki GSX-R	1:36.241	1:34.577	1:34.577
15	8	Alex PHILLIS (VIC) / Team Suzuki Ecstar	A	Suzuki GSX-R	1:35.712	1:34.630	1:34.630
16	92	Damon REES (NZ) / Tony Rees Motorcycles	A	Honda CBR-RR	1:37.289	1:34.894	1:34.894
17	22	Lachlan EPIS (NSW) / Kawasaki BC Performance	A	Kawasaki ZX10R	1:36.530	1:35.332	1:35.332
18	41	Max CROKER (NSW) / Mladin Racing / Suzuki / Yoshimura AGV Sport / Galfer	A	Suzuki GSX-R	1:35.519	1:35.555	1:35.519
19	33	Sloan FROST (NZ) / FILTA NZ / Black Ink / Darby Capital / Next Gen Motorsports	B	Suzuki GSX-R		1:35.801	1:35.801
20	168	Glenn SCOTT (NSW) / GSR Kawasaki	B	Kawasaki ZX10R	1:37.955	1:36.039	1:36.039
21	11	Philip CZAJ (VIC) / Eco light Up / 11Motosport / Liqui Moly / SC Project	B	Aprilia RSV4	1:37.844	1:37.934	1:37.844
22	24	Matt TOOLEY (VIC) / Phillip Island Ride Days	B	Yamaha YZF-R1	1:38.413	1:39.160	1:38.413
23	82	Ryan YANKO (QLD) / Force 8 Contracting / Moto National Accessories	B	Ducati 1299	1:38.504	1:49.269	1:38.504
24	13	David BARKER (SA)	B	Kawasaki ZX10R	1:38.706	1:38.533	1:38.533
25	62	Brendan McINTYRE (NSW) / Western Motorcycles Sydney	B	Suzuki GSX-R	1:38.878	1:39.294	1:38.878
26	98	Evan BYLES (SA) / SA Motorcycles / Kawasaki	B	Kawasaki ZX10R	1:41.319	1:38.909	1:38.909
27	44	William DAVIDSON (NSW) / WD Racing Suspension Specialist	B	Yamaha YZF-R1	1:40.121	1:39.221	1:39.221
28	23	Heath GRIFFIN (NSW) / Russell Symes & Company / Raceart Designs	B	Suzuki GSX-R	1:39.796	1:39.323	1:39.323
29	91	Simon BARBACETTO (NSW)	B	Yamaha YZF-R1	1:39.416	1:39.854	1:39.416
30	85	Aleksander SAVIN (VIC) / I.D.C Painting Service & Castrol Racing Australia	B	BMW S RR	1:40.105	1:40.167	1:40.105
31	55	Brian HOUGHTON (QLD) / Conshift / K1 Racing / Castrol	B	Honda CBR-RR	1:41.758	1:40.174	1:40.174
32	37	Hamish McMURRAY (NSW) / Six ways from Sunday	B	Kawasaki ZX10R	1:42.220	1:43.808	1:42.220
33	63	Dominic DE LEON (NSW) / AT1 Racing	B	Kawasaki ZX10R	1:44.935	1:42.767	1:42.767
34	76	Paul VAN DER HEIDEN (SA) / Moto Adelaide	B	BMW S RR	1:42.947	1:42.779	1:42.779
35	94	Patrick LI (VIC) / MotoGo / Kstaichi	B	Yamaha YZF-R1	1:44.263		1:44.263
36	686	Tracey DAVIES (VIC) / Girl Rider / JK Personnel	B	Ducati Panigale	1:46.391	1:46.205	1:46.205
37	40	Stephen COX (SA)	B	Kawasaki ZX10R	1:48.715	1:50.001	1:48.715


 Chief Time Keeper - Scott Laing


 Clerk of Course - Tom Williams



Computime Race Timing Systems Pty Ltd © 1996
 Licensed to Computime Race Timing Systems

COMPUTIME RACE TIMING SYSTEMS PTY LTD
www.computime.com.au

E-mail: scott@computime.com.au / Ph: 0418 17 13 17

